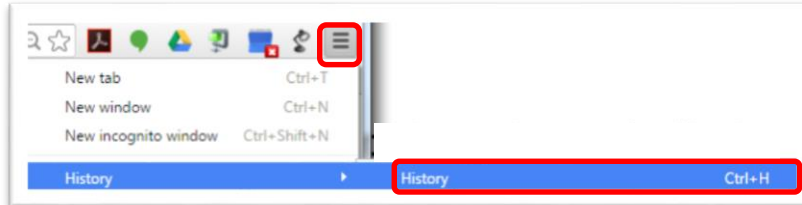


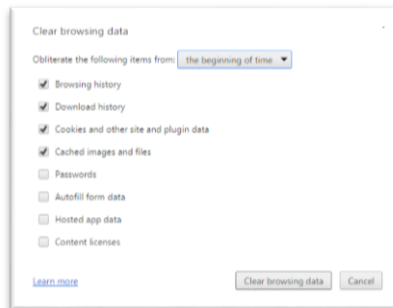
Sometimes previous visits to a webpage can interfere with your present attempt to get a website to load. To fix this you may need to clear your browser history.

1) Google Chrome

- a. Either use the keyboard shortcut Ctrl + H or click on the menu button.

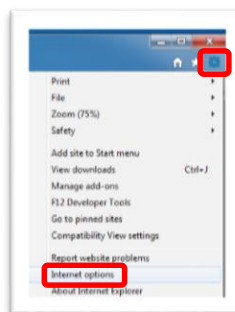


- b. Choose the button.
- c. Set your options to include the following items and “the beginning of time”.

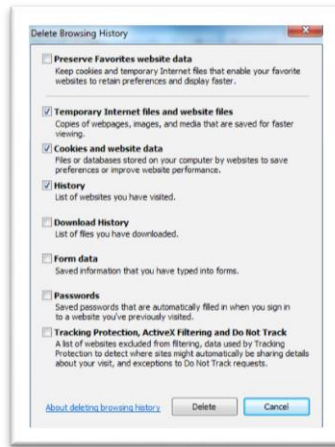


2) Internet Explorer

- a. Open the settings menu and choose “Internet Options”.

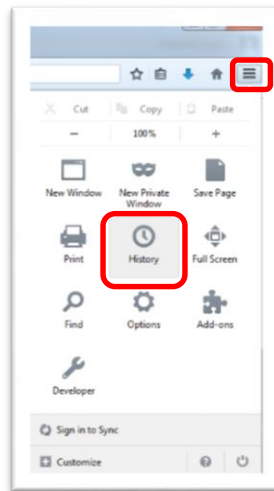


- b. Choose the following options and “Delete”.

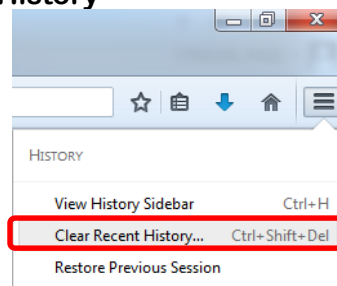


3) Firefox

a. Click on the menu button and select “History”.



b. Choose to “Clear Recent History”



c. Set your options to include “Everything” and the following selections.

