



# Accessing AASDLOGON Wireless using a Windows Computer

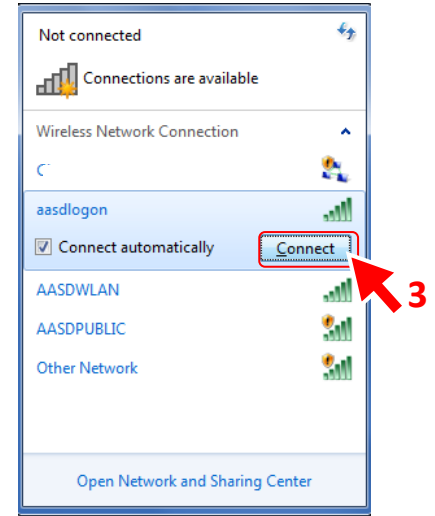
1). Left click on the wireless network icon (located in the lower right hand corner of your screen)



2). Left click on **aasdlogon**

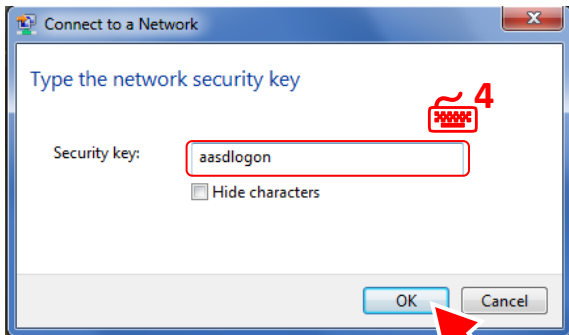


3). Left click on Connect (You might not see this step. It depends on what version of Windows you have).



4). Type in **aasdlogon** for the security key.

5). Left click **OK**



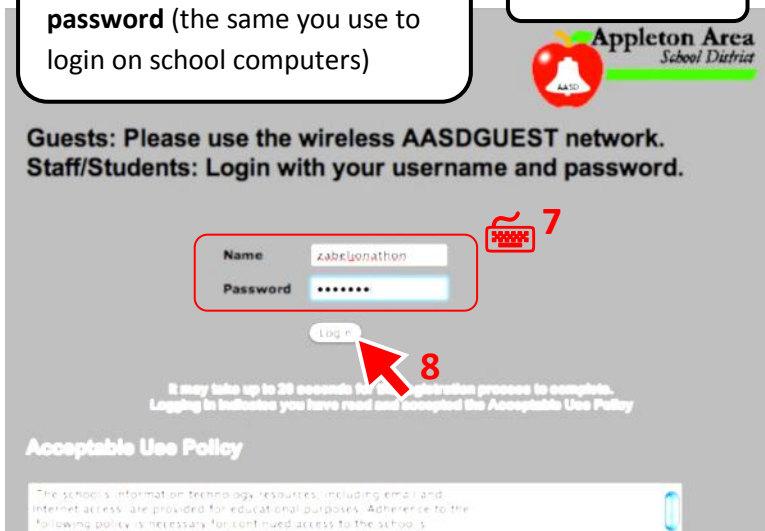
6). Open ONE web browser on your computer (Internet Explorer, Firefox, Chrome, etc)



6 Open a browser and wait until you get the grey log in screen...

7). Type in your **username** and **password** (the same you use to login on school computers)

8). Click **Log in**



9). After 20 – 40 seconds you will be ready to go!



9 Wait until you see your homepage 😊