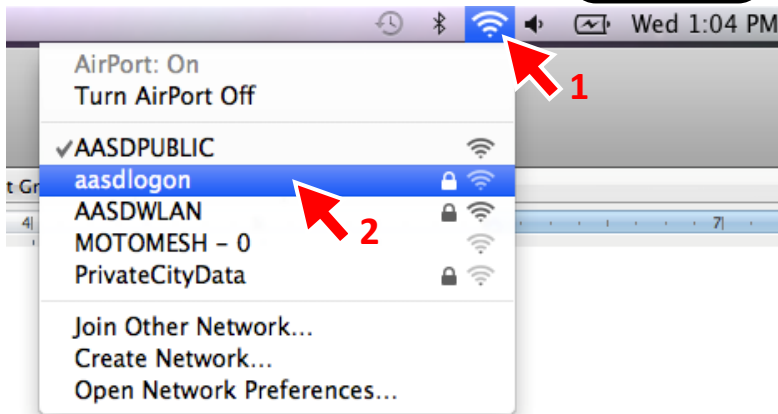




Accessing AASDLOGON Wireless using a Mac Computer

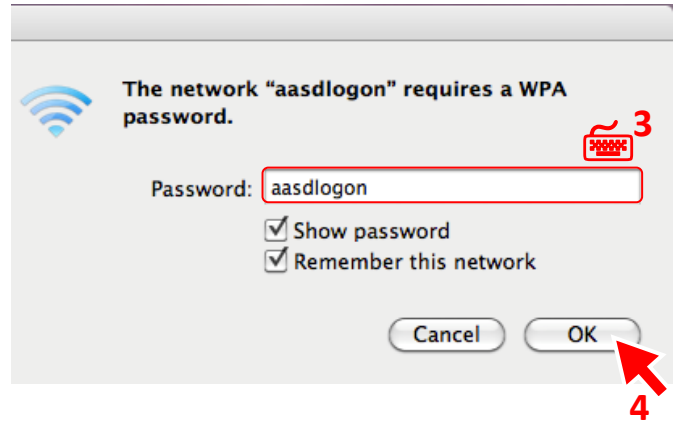
1). Click on the wireless network icon (upper right hand corner of your screen)

2). Click on **aasdlogon**



3). Type in **aasdlogon** for the security key.

4). Click **OK**



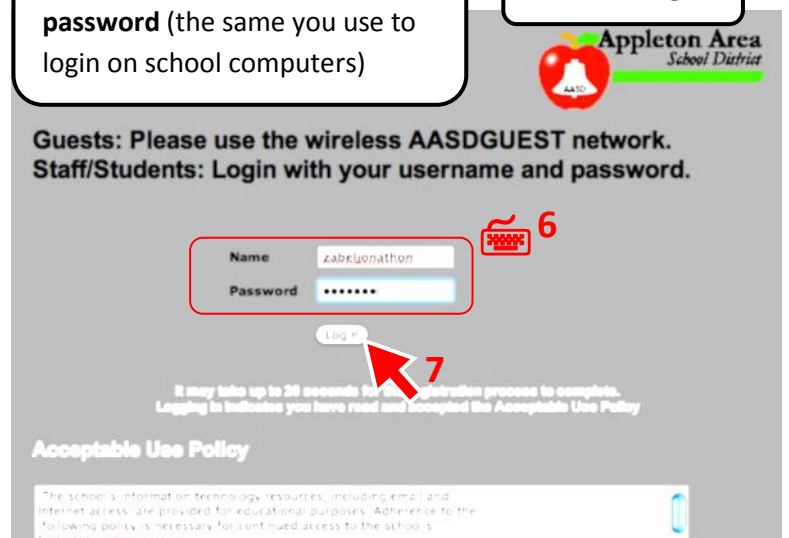
5). Open Safari (the web browser)



5 Open Safari and wait until you get the grey log in screen...

6). Type in your **username** and **password** (the same you use to login on school computers)

7). Click **Log in**



8). After 20 – 40 seconds you will be ready to go!



8 Wait until you see your homepage 😊