






Appleton Area School District
Training Document

Title: Infinite Campus – Health Information
Date: 08/29/2014
Author: Amber Eisenschink
Revision Date:

Infinite Campus – Health Information

All student health information is now held and accessed inside Infinite Campus.

If a student has a health condition, a blue flag  is displayed by the student name in the general area of Infinite Campus (Campus Tools), and displayed on the roster in the teacher area (Campus Instruction).

If the student has a health document an orange flag  is displayed in Campus Tools, and a blue flag  is displayed in the roster in the teacher area (Campus Instruction).

In the teacher area (Campus Instruction), if the health condition is listed as a brief item (less than 30 characters), the teacher can view the condition by hovering over the flag, if it is a more lengthy condition (more than 30 characters) the teacher will see "**SEE CAMPUS TOOLS FOR CONDITION**".

All Health Plans are viewable in Campus Tools.

To view...

- While in Campus Instruction, navigate to Campus Tools (click on the checker-board in the upper right corner, and select Campus Tool)
- Search for the student
- Click on the student's name
- Click on the following:
 - o Index
 - o Student Information
 - o Health
 - o General
 - Click on Documents Tab

All Health related documents can be found here.

To view the document, double click on the item (if you have disabled the Chrome viewer, if not, see below), or click Print to see a printable version of the document.

Disable Chrome PDF Plugin:

<https://www.aasd.k12.wi.us/helpdesk/InfiniteCampus/documents/DisableChromePDFPlugin.pdf>